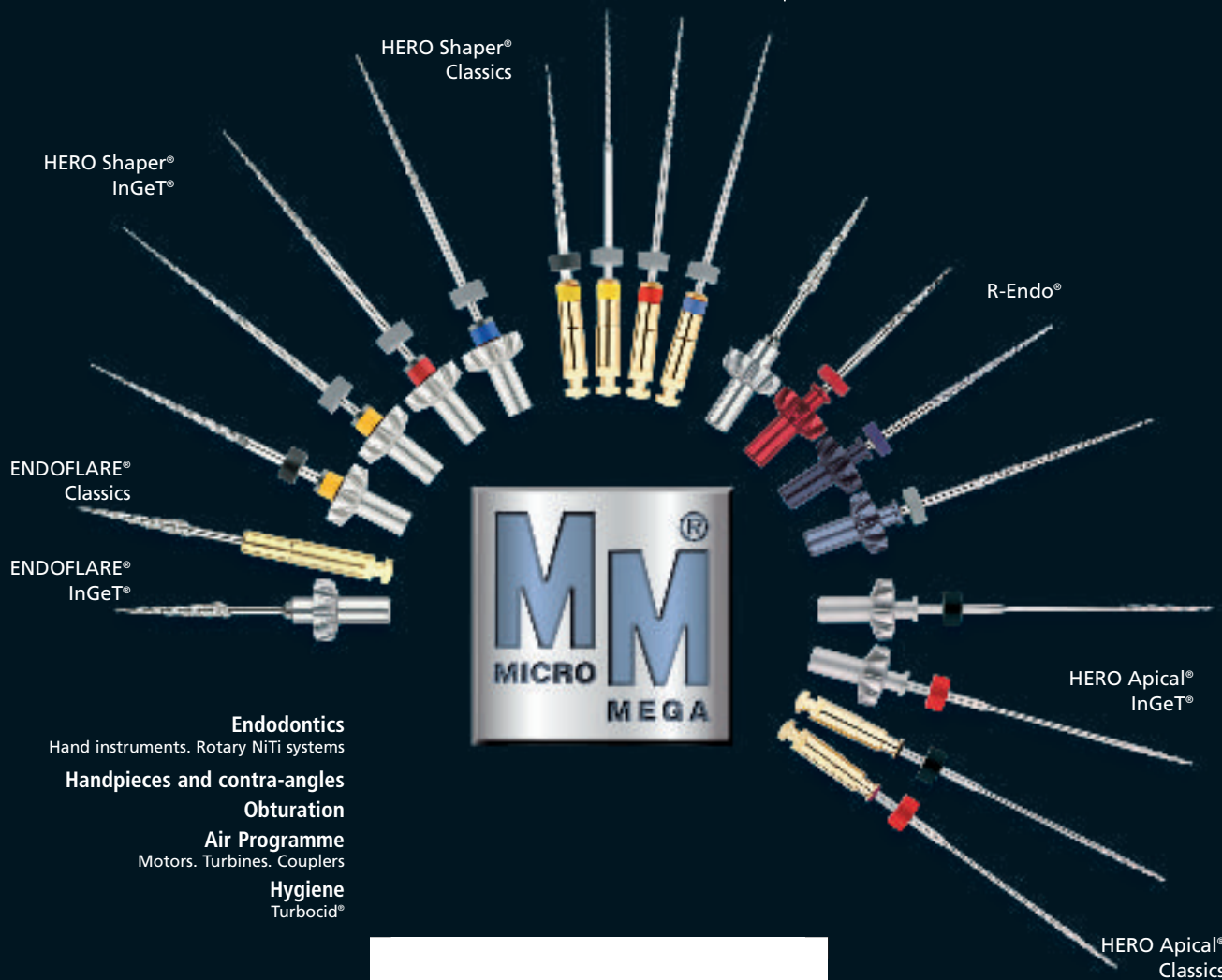


MICRO-MEGA®'s products



Endodontics

Hand instruments. Rotary NiTi systems

Handpieces and contra-angles

Obturation

Air Programme

Motors. Turbines. Couplers

Hygiene

Turbocid®

MICRO-MEGA® France Distribution

5-12 rue du Tunnel

F - 25006 BESANÇON cedex

Tél. : +33 (0)3 81 54 42 36 - Fax : +33 (0)3 81 54 42 39

commercial@micro-mega.com

MICRO-MEGA® International Distribution

133 rue de Genève

CH - 1226 THÔNEX


Tel.: +41 (0)22 860 85 30 - Fax: +41 (0)22 860 85 31

mmid@micro-mega.com

www.micro-mega.com

ENDOFLARE®

Enlarge the canal entrance



*We invent,
you succeed !*

ENDOFLARE®

A very simple protocol

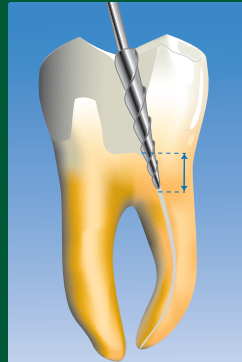
Rotation speed: 300 - 600 rpm

> TECHNIQUE

1. Initially open the canal with a MMC Hand File size 10, length 21 mm or 25 mm.
2. Insert ENDOFLARE® in the coronal third to a maximum depth of 3 mm using a gentle back & forth motion.
3. Irrigate generously.
4. In complicated cases, press lightly against the chamber walls in order to selectively debride the area.



Before ENDOFLARE® filing -
Pronounced dentinal overhang



ENDOFLARE® filing
(penetration < coronal third)



After ENDOFLARE® filing -
Elimination of the coronal strains

> SECONDARY USES


- If retreatment is required in order to clear the access to the canals, using a spray, insert ENDOFLARE® into the obturation material. This will create a well into which solvents can be introduced to facilitate in the removal of the obturation material. Continue root canal penetration ideally using the R-Endo® sequence (R1-R2-R3).
- On occasion it may be beneficial to use ENDOFLARE® after canal preparation is completed to make obturation easier. ENDOFLARE® will enlarge the canal orifice to improve access for condensers used in the heated vertical condensation technique.

ENDOFLARE® does not replace traditional instruments & methods, but simplifies their use.


> ENDOFLARE® = Nickel-Titanium instrument for coronal flaring

- Nickel-Titanium instrument. • Large Taper .12 ϕ 25.
- Blade Length 15 mm. • Working Length 10 mm. • Safe Non-Active Tip.
- Positive Cutting Angle. • Excellent Debridement.

ENDOFLARE® is available with InGeT® shaft to be fitted on the micro head InGeT® contra-angle



2 concepts: the choice



... and with **Classics** shaft (ϕ 2.35) to be fitted on an endo reducing contra-angle (AX'S Endo® for instance).

- > The initial treatment with ENDOFLARE® is limited to the coronal third of the canal, widening it to improve access. It will then simplify catheterism and filing.

The blade has a triple helix cross section with a positive cutting, leading edge. The strong inner core of the instrument results in an excellent resistance, virtually eliminating breakages.



The shape of the instrument, together with the progressive helix pitch prevents ENDOFLARE® from snagging.